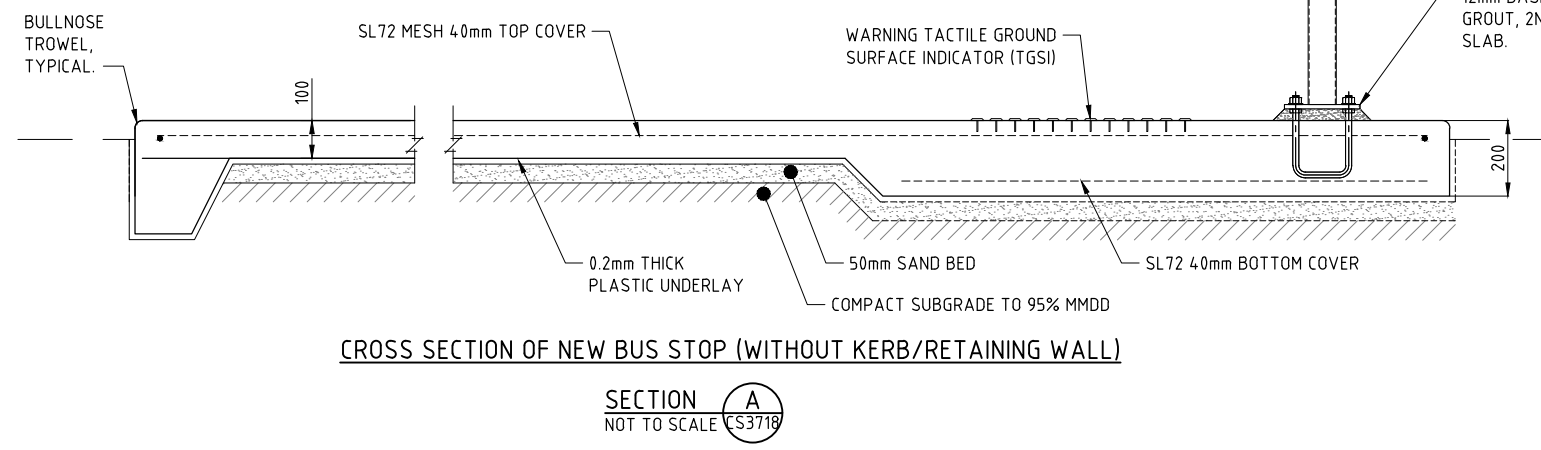
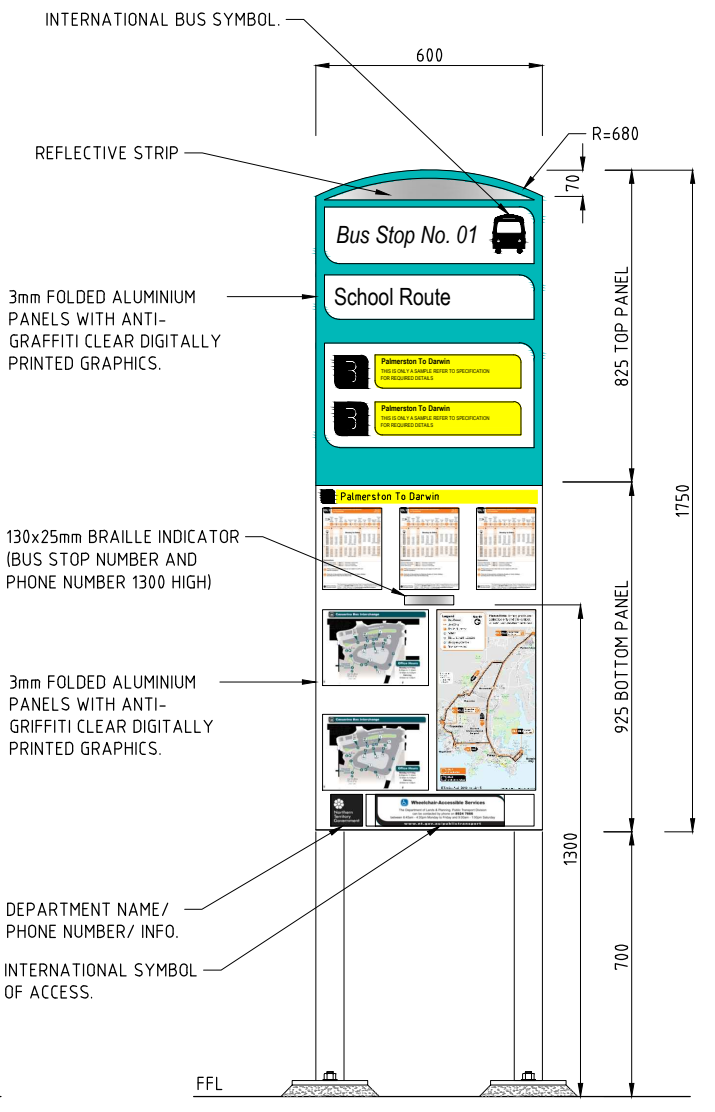
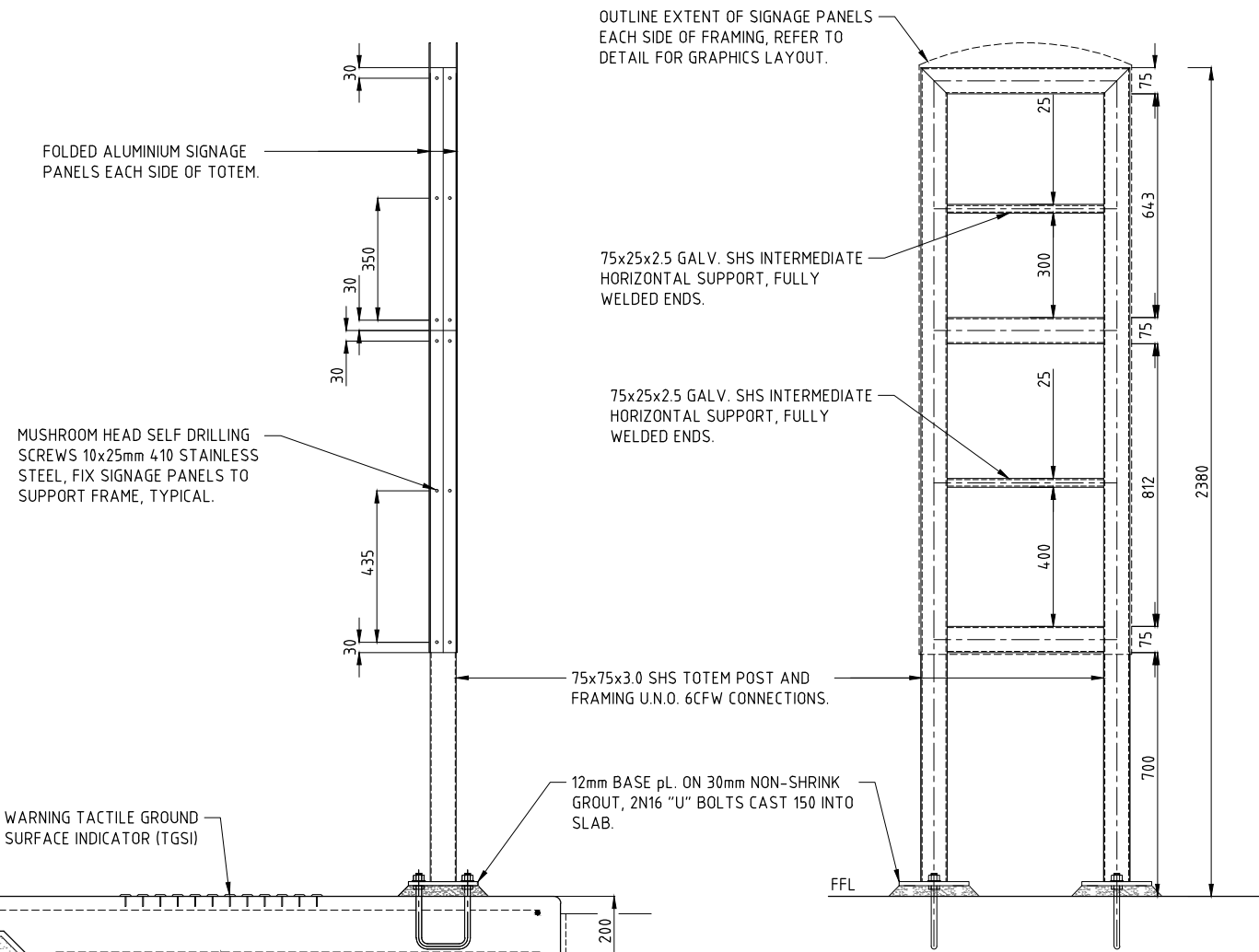


SIGNAGE NOTE:
GRAPHICS SHOWN ON SIGNAGE FOR ILLUSTRATIVE PURPOSES ONLY, GRAPHICAL LAYOUT, ARRANGEMENT INCLUDING TEXT FONT/ TYPE AND HEIGHTS TO BE DETERMINED BY SITE SUPERINTENDENT.

- NOTES:**
1. ALL STEEL WORK UNLESS NOTED OTHERWISE TO BE HOT-DIP GALVANISED FINISH.
 2. ALL WELDED TO BE 6mm CONTINUOUS FILLET WELDS U.N.O.
 3. REFER TO STANDARD DRAWING CS3717 FOR GENERAL STRUCTURAL NOTES.
 4. HEIGHT OF KERB/RETAINING WALL TO BE CONFIRMED ON SITE WITH THE SUPERINTENDENT.
 5. ALL DIMENSIONS ARE IN MILLIMETRES UNLESS NOTED OTHERWISE.



DRAWING IS TYPICAL ONLY. OBTAIN ENGINEERING STRUCTURAL CERTIFICATE BEFORE CONSTRUCTION.

No.	DESCRIPTION	DATE	NAME	DEPT/COMPANY
1	NOTES ADDED & DETAILS AMENDED	MAY 2019	S.SHI	EES/DIPL
0	ISSUED AS A STANDARD DRAWING	SEPT 2017	J.LEESON	EES/DoI
AMENDMENTS				

WARNING
BEWARE OF UNDERGROUND SERVICES. THE LOCATIONS OF UNDERGROUND SERVICES ARE APPROXIMATE ONLY AND THEIR EXACT POSITION SHOULD BE PROVEN ON SITE. NO GUARANTEE IS GIVEN THAT ALL EXISTING SERVICES ARE SHOWN.

DRAWN CNM	CHECKED KB
DATE 22.02.2013	DATE 22.02.2013
DESIGNED CNM	CHECKED JM
DATE 22.02.2013	DATE 22.02.2013
DESIGN LEADER S.HATZI	DESIGN DIRECTOR S.JACKSON
DATE 15/09/2017	DATE 15/09/2017



STANDARD DRAWINGS BUS SHELTERS & ASSOCIATED INFRASTRUCTURE				
BUS TOTEM STRUCTURE TYPICAL DETAILS SECTIONS AND DETAILS				
FILE No.	ASSET No.	SHEET No.	DRAWING No.	AMEND.
-	-	3 OF 3	CS3719	1
				SHEET SIZE A1