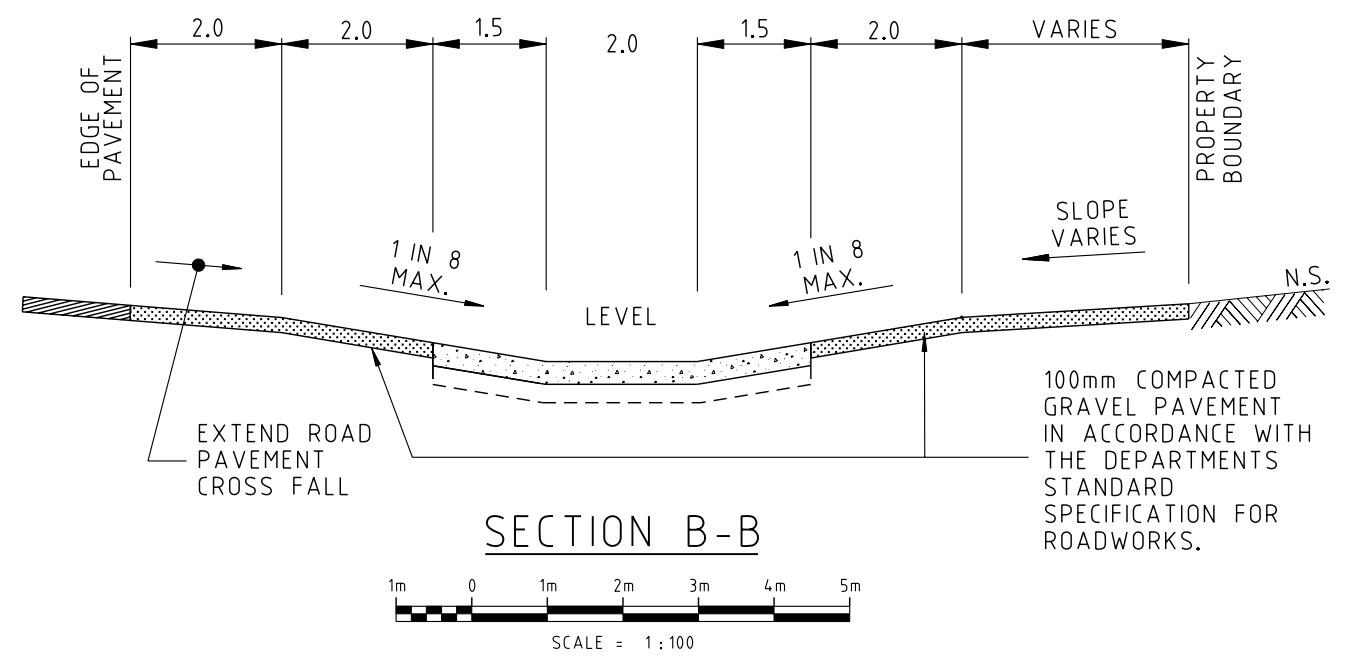
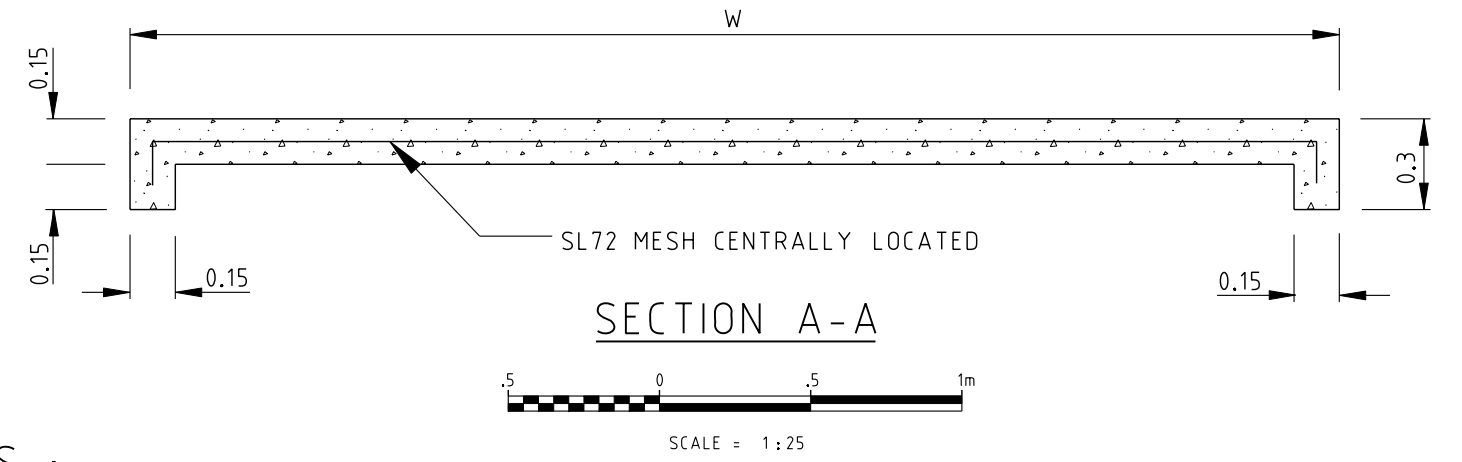


SAW CUT PAVEMENT ALONG EXISTING SEAL REFER NOTE 8

PLAN



SECTION B-B



SECTION A-A

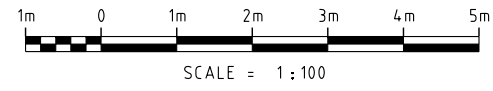
NOTES :

- 1) ACCESS WIDTH W = 4.0 m FOR SINGLE ACCESS W = 8.0 m FOR DOUBLE ACCESS
 - 2) ESTABLISH INVERT ON A COMPACTED SUB-BASE AND MATCH TO TABLE DRAIN INVERT LEVELS.
 - 3) CONCRETE SHALL BE CLASS N20.
 - 4) TYPICAL MINIMUM TABLE DRAIN GRADE 0.5 %.
 - 5) UPSTREAM AND DOWNSTREAM PROTECTION WORKS MAY BE REQUIRED; EACH SITE SHOULD BE ASSESSED APPROPRIATELY.
 - 6) PROPERTY ACCESSES ADJACENT TO THE SEALED ROAD NETWORK ARE REQUIRED TO BE SEALED. THE EXTENT SHALL BE DETERMINED ON APPLICATION FOR APPROVAL FROM THE D.I.P.E. ROAD NETWORK DIVISION.
 - 7) PROPERTY ACCESSES FOR RURAL INDUSTRIAL/COMMERCIAL SITES WILL BE REQUIRED TO BE INDEPENDENTLY DESIGNED TO CATER FOR:
 - A) THE MAXIMUM VEHICLE CONFIGURATION TO USE THE SITE.
 - B) THE APPROPRIATE PAVEMENT THICKNESSES AND COMPOSITION.
 - 8) IN THE EVENT THE ACCESS IS LOCATED OFF A SEALED ROAD THEN:
 - a) PROVIDE A SAW CUT INTO SOUND UNCONTAMINATED PAVEMENT MATERIAL;
 - b) LAP
 - (i) SEAL COAT 200mm OVER SAW CUT (SINGLE COAT SEAL)
 - (ii) SEAL TOP COAT 200mm OVER SAW CUT (TWO COAT SEAL)
- ENSURING THE JOIN IS A SMOOTH TRANSITION OVER THE EXISTING SEAL WITHOUT FORMING INVERTS OR CRESTS.

NOTE : THIS DRAWING REPLACED CS1817-3 IN 2002.

SDATES \$TIMES \$FILES

No.	DESCRIPTION	DATE	INIT.
7.	GOVERNMENT LOGO UPDATED.	08/2010	K.S.
6.	NOTES UPDATED.	8/03	K.S.
5.	SLOPE & WIDTH AMENDED ON CONCRETE INVERT	6/02	K.S.
4.	THIS DRAWING REPLACES DRG. NO. CS1817-3 & GOVERNMENT DEPARTMENT LOGO ALTERED	4/02	K.S.
3.	SLOPE & WIDTH AMENDED ON CONCRETE INVERT	NOV.00	A.L.
2.	NOTES ADDED; PLAN & SECTION B-B REDRAWN.	APR.99	K.S.
1.	PLAN & SECTION B-B ALTERED TO INCORPORATE 1.0m LEVEL SECTION.	APR.87	T.B.



DRAWN	K.S.	CHECKED	
DATE	MAR. 1999	DATE	
DESIGNED		CHECKED	
DATE		DATE	
DESIGN PROJECT LEADER		PROJECT OFFICER	
DATE	MAR. 1999	DATE	



Department of Construction and Infrastructure

STANDARD DRAWING
RURAL RESIDENTIAL PROPERTY ACCESS
WITH CONCRETE INVERT

FILE No.	ASSET No.	SHEET No.	DRAWING No.	AMEND.	SHEET SIZE
		OF	CS1206 - 7		A3